



REMOTE MIXED ZONE TUTORIAL AND FAQ

Contents

1.	HOW DO I ACCESS THE PLATFORM?.....	4
2.	WHAT IS AVAILABLE?.....	5
3.	HOW DO I GET PUSH NOTIFICATIONS?.....	5
4.	HOW DO I WATCH THE FEED?	6
5.	HOW DO I SUBMIT QUESTIONS?.....	7
6.	HOW DO I ACCESS THE VIDEOS AFTER THEY'VE LEFT THE LIVE FEED?	8

1. HOW DO I ACCESS THE PLATFORM?

When you first access the Remote Mixed Zone, you will be prompted to enter your password. Please note, you will only be able to access the platform if you have been provided the appropriate accreditation.

In order to use the Remote Mixed Zone, you need to have been provided accreditation.

If you have an account, please login below.

Username or E-mail

Password

Keep me signed in

[Forgot your password?](#)

It is recommended that you select the “keep me signed in” box. This will ensure the website remembers your device for the next 14 days unless you disable and clear your cookies.

2. WHAT IS AVAILABLE?

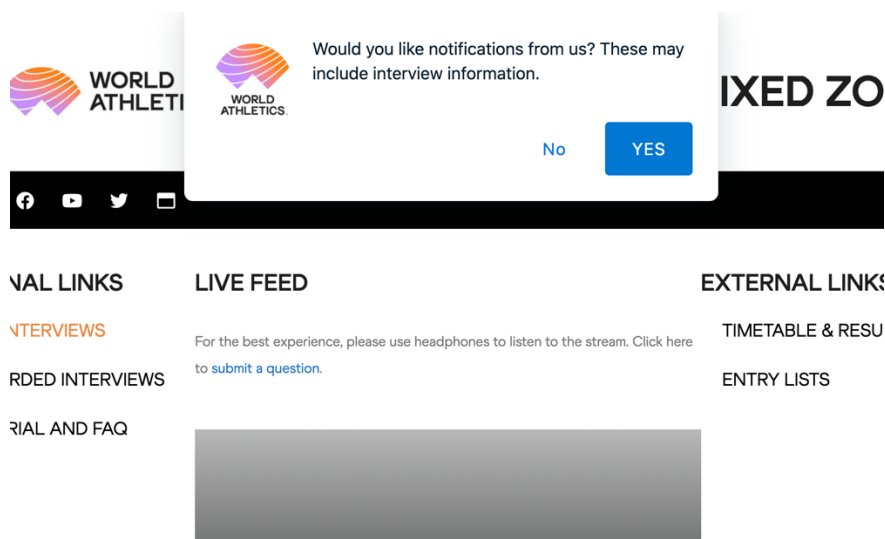
The Remote Mixed Zone has:

- A live feed from the mixed zone with video and audio.
- A form to send in questions to the interviewer.
- Push notifications to let you know when an athlete is approaching.

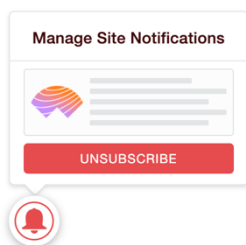
Recorded clips that contain segments of the interviews with a download link. The download link will only be available one hour after the end of the worldfeed.

3. HOW DO I GET PUSH NOTIFICATIONS?

If you want push notifications, you should enable these on the website.



The first time you open the site, a pop-up will ask you if you wish to receive them. Please click yes and then follow the instructions given by your browser.



Note, this service is not available on iPads and iPhones.

If you clicked no or wish to unsubscribe, you can use the red bell in the bottom left of the screen to change your settings.

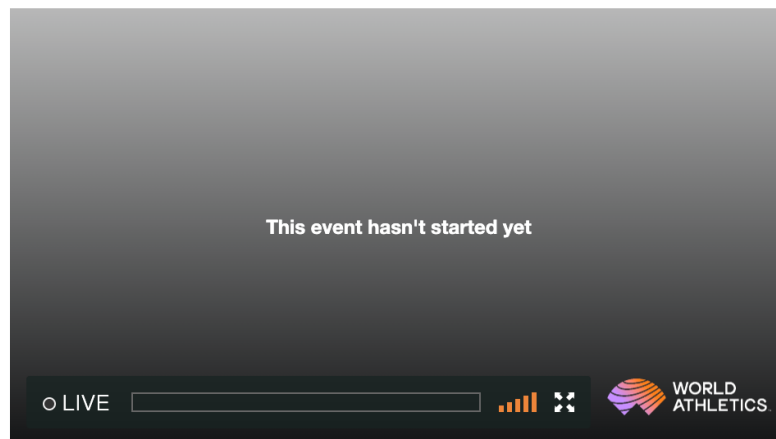
4. HOW DO I WATCH THE FEED?

Once you have logged in, you will be met with the Remote Mixed Zone home page, which includes a live feed of the mixed zone with both video and audio.

LIVE FEED

E

For the best experience, please use headphones to listen to the stream. Click here to [submit a question](#).



SEND A QUESTION

This player contains a DVR enabling you to rewind should you miss something, however, a team will be clipping these interviews to make downloadable content for you afterwards. This usually takes around 5 minutes.

5. HOW DO I SUBMIT QUESTIONS?

Below the live feed is a form to allow you to submit questions to the interviewer. Any submitted questions are asked at the discretion of the interviewer.

SEND A QUESTION

Please kindly note that questions will be asked at the discretion of the interviewer.

All questions should be sent in English.

Your media publication *

Who is the question for? *

Nationality

Your First Question *

Your Second Question

SUBMIT

Questions that have already been submitted are displayed below. This form will update every five minutes. To see a real-time list, [please click here](#).

6. HOW DO I ACCESS THE VIDEOS AFTER THEY'VE LEFT THE LIVE FEED?

All interviews from the mixed zone will be available here:

<https://mixedzone.worldathletics.org/interviews/>

From here, you will see a list of all interviews and can filter them based on the athlete and event using the dropdown below.


ALL INTERVIEWS

Athlete Nationality Event

Sort by: Last Uploaded Newer first

Videos will play on any device and below the clip, when available, there is a download link for both video and audio.

This will redirect you to a Vimeo page that has instructions on how to download it.



**WORLD
ATHLETICS™**

www.worldathletics.org